

# ZOOM

<b>Description</b>	ZOOM Meeting
<b>Internet-Address</b>	<a href="https://tuwien.zoom.us/">https://tuwien.zoom.us/</a>
<b>Type of the tool</b>	online meeting tool
<b>Costs</b>	currently free of charge for TU employees and students
<b>Accessibility</b>	Very good! Very good operability of the keyboard. Very good interface for screen reader and braille lines.

## Brief description

**ZOOM** is an online service for web conferences. You can present the whole screen or only selected applications. It is also possible to give the control of mouse and keyboard to all or selected participants. Furthermore, this tool offers the possibility to send text messages and data files.

 ZOOM LICENSES HAVE BEEN PURCHASED AND ARE AVAILABLE FOR TEACHING.

## Examples of use

- Hold interactive online lectures
- Meetings with TU Wien colleagues or external partners
- Individual exams
- Inviting guest lecturers
- Debriefing on exercises
- Holding collaborative meetings with whiteboards for meetings of artefacts like sketches, drafts etc.
- Conducting polling meetings

## Video instructions TU (<2 min) basics

- [Joining Meetings, Conferences or Lectures](#)
- [Planing and announcement of \(multiple\) meetings/lectures using ZOOM](#)

## Features & How To

- [Breakout rooms](#)
- [Polling for meetings](#)
- [Nonverbal feedback during meetings](#)
- [Whiteboards](#)
- [Using annotation tools on a shared screen or whiteboard](#)
- [Sharing your screen](#)
- [Integration with Moodle \(TUWEL, CECnet\)](#)
- [How to create a Zoom meeting in TUWEL \(incl. settings & student view\)](#)
- [Tips and Tricks for Teachers](#)
- Clients for
  - Windows / Linux / Mac
  - Android / iOS
  - Web
- [Further helpful instructions from Zoom \(Covid-19 tips\)](#)

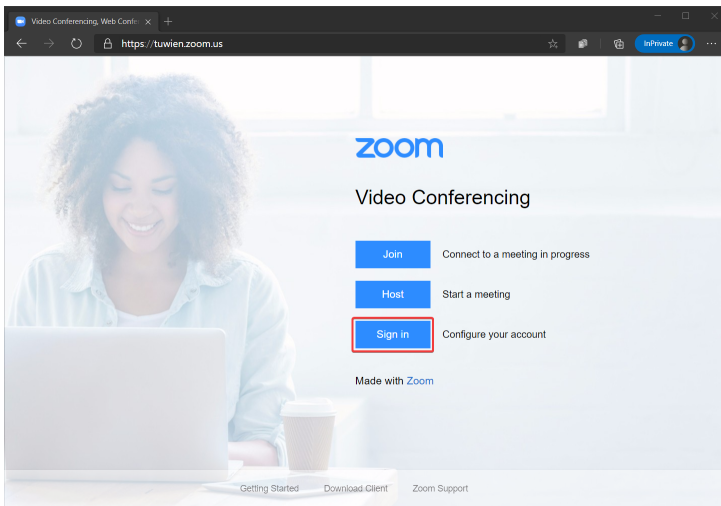
## Login

 Zoom must be ordered free of charge before the first login. See the "[Order](#)" section below.

Zoom uses the single sign-on service of the TU Wien, therefore the TU account is used to log in to Zoom.

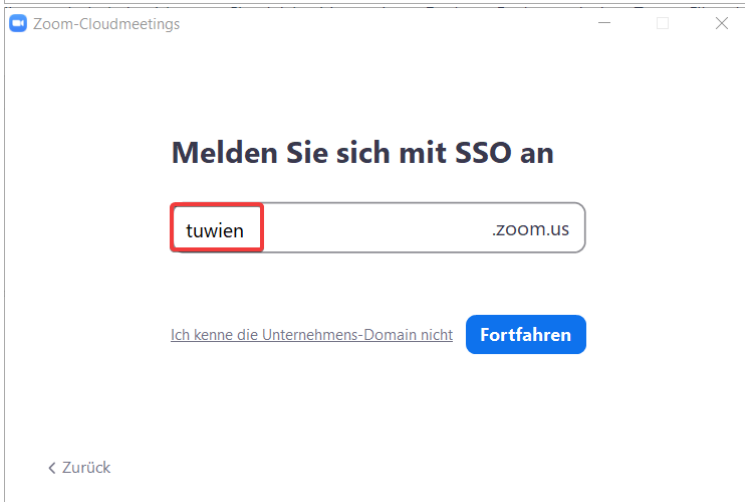
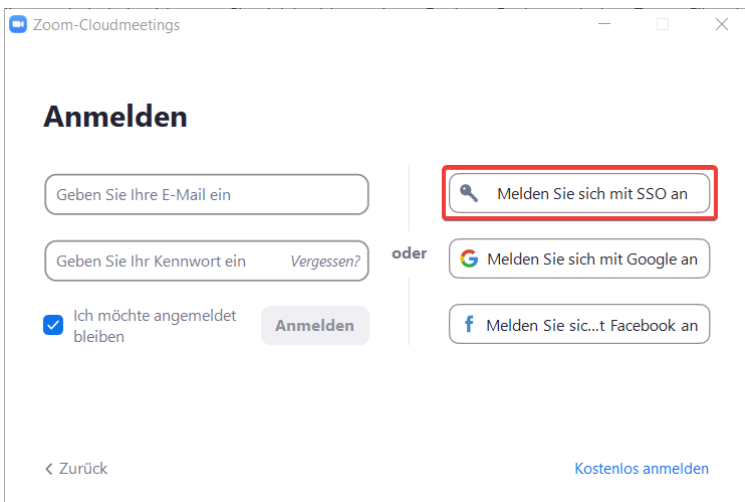
## Web

- Open <https://tuwien.zoom.us>
- Clicking on "Sign in" will automatically redirect you to the TU Wien login page.



### Desktop (Windows / Linux / Mac OS X)

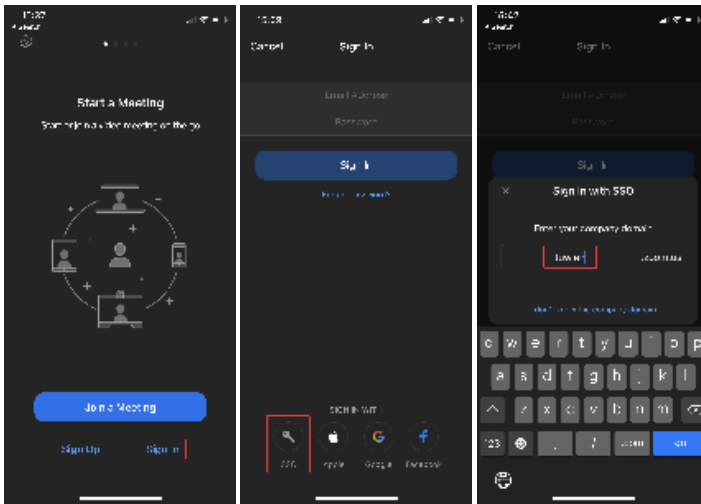
- Open the desktop app
- Click on "Log in with SSO".
- Enter the company domain "tuwien"
- Clicking on "Continue" automatically redirects to the TU Wien login page.



### iOS

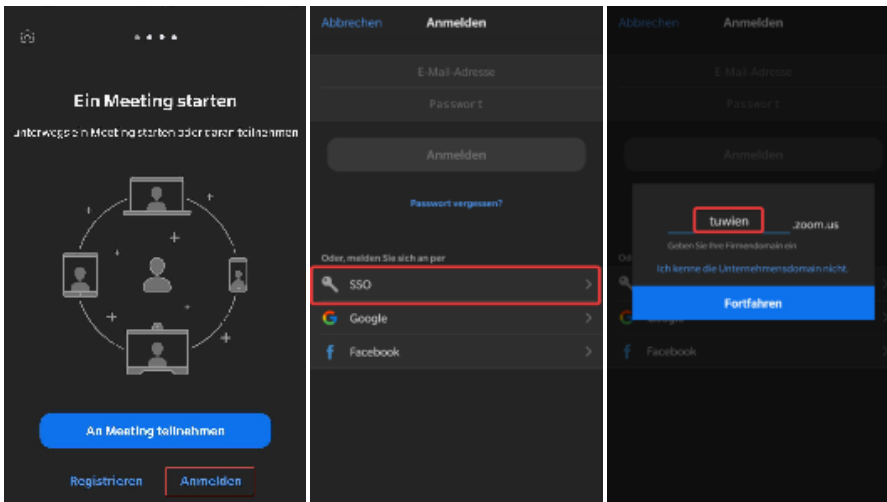
- Open the app
- Click on "Log in"

- Click on "SSO"
- Enter the company domain "tuwien"
- Clicking on "go" automatically redirects to the TU Wien login page.



## Android

- Open the app
- Click on "Log in"
- Click on "SSO"
- Enter the company domain "tuwien"
- Clicking on "Continue" automatically redirects to the TU Wien login page.



## CheatSheets

To give you a quick overview of the dashboard of your Zoom Client, we have created a short CheatSheet with the most important functionalities in both English and German.

- [Zoom Cheatsheet \[en\]](#)
- [Zoom Cheatsheet \[de\]](#)

## Accessibility

- Very good! Very good keyboard operability, very good interface for screen reader and braille display.

## Licenses

At ZOOM, only the lecturer needs a registered account. Within seconds and without installing anything, listeners and conference participants can also join via link using a browser or free APPs.

## Education license of the TU Wien

- Maximum 300 participants per meeting
- Maximum 24h per meeting
- Unlimited number of meetings
- Recording of conferences locally on your own computer or in the Zoom Cloud

## Order

### Students

Zoom licenses can be obtained from the Student Software Service: <http://www.sss.tuwien.ac.at/sss/zoo/>

### Employees

Zoom licenses can be obtained via the Campus Software Service: <https://oase.it.tuwien.ac.at/22862069.asHTML>

## Support

E-Mail ticketing system: [support@zoom.tuwien.ac.at](mailto:support@zoom.tuwien.ac.at)

## Further Information

- [Online Meeting Tools](#)
- [Zoom background with logo](#)

## Notes

This page has not yet been translated to English.